

2021

IDEAL INDUSTRIES AUSTRALIA

# FULL LINE CATALOGUE

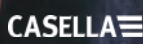
THE ELECTRICIAN'S  
**CHAMPION**™



IDEALINDUSTRIES.COM.AU

# THE ELECTRICIAN'S CHAMPION™

THE *IDEAL* FAMILY



enatel CREE LIGHTING

As an electrician, you know that the rest of the world relies on your work. And you need a partner who understands what you have to deliver. From cut to test, IDEAL Industries is the only brand that touches every part of the process.

We've been committed to the craft and its craftsmen for more than 100 years. This catalogue contains all IDEAL tools and supplies sold in Australia. Each of our products has been designed with your needs, safety and comfort in mind.

No one supports, understands and equips the electrician quite like IDEAL. In every product we make, and in everything we do, we are The Electrician's Champion.

---

## ABOUT IDEAL INDUSTRIES

Our name comes from our founding principle. When J. Walter Becker started this company in 1916, he based it on an unshakeable belief in ideal relationships, with his employees, his community, and of course his customers. These are relationships built on fairness, transparency, trust and fellowship.

More than one hundred years later, IDEAL INDUSTRIES, INC. is a global enterprise with companies serving technicians and workers across a wide range of industries, from electrical to construction to aerospace to automotive. Our products have been instrumental in helping mankind reach from the South Pole to the Moon, and are paving new paths for the future. Because as J. Walter Becker taught us, when you honor relationships, success for all will follow.

We are a global, growing multi-national corporation creating some of the world's most innovative technology, yet at our heart, we are a family business. This unique balance makes us unlike any

other company. It allows us to plan in generations, not quarters. It gives us the patience to let industry-transforming innovations come to fruition. And the ability to invest in our communities, bringing jobs and capital to the places we live. We like to say we're focused on "putting our current companies out of business." In other words, we are committed to creating industry-redefining innovations. Our unique corporate structure gives us the talent, capital and patience to do just that. Audacy® Wireless Lighting Control, the PowerPuck™ system, LaceLok™ and the SK X-Frame® Ratcheting Wrench are all ways we are making life better for technicians across the industry.

IDEAL Electrical is also the creator of the IDEAL National Championship, a skills competition that draws thousands of Professional Electricians and Students/Apprentices across the world to compete for over \$500,000 in cash and prizes. It's part of our commitment to promoting and growing the electrical trades.

## DATAComm/NETWORKS

Crimpmaster™ Ratcheting Crimp Tool.....	C24
Crimpmaster™ Tools and Die Sets.....	C24
OmniSeal™ PRO XL Compression Tool.....	C25
F/BNC Connector Installation and Removal Tool.....	C25
Impact Punchdown Tool.....	C25
Feed-Thru Modular Plug Crimp Tool.....	C25
Feed-Thru Modular Plugs.....	C26
Telephone Tools.....	C26
Strippers.....	C26
Cutters/Scissors.....	C27
Kits.....	C27
Fiber Optic.....	C29

# TABLE OF CONTENTS

## WIRE TERMINATION

### TWISTER® WIRE CONNECTORS

Twister® Wire Connectors Jars.....	A2
Twister® Wire Connectors Kit.....	A2

### TWISTER® WEATHERPROOF WIRE CONNECTORS

Twister® Weatherproof Wire Connectors Jars.....	A4
Twister® Weatherproof Wire Connectors Hang Sells.....	A4

## TEST & MEASUREMENT

### CIRCUIT TRACERS

Circuit Tracers.....	B8
----------------------	----

### CLAMP METERS

TightSight® Clamp Meters.....	B11
740 Series Clamp Meters.....	B13
4-in-1 Test Tool.....	B13
Selection Guide.....	B14

### SPECIALTY TESTERS

Socket & RCD Tester 240V AC.....	B15
Voltage Testers.....	B15
Non-Contact Voltage Testers.....	B15
Multimeters.....	B16
Split-Jaw™ Smart Meter.....	B17
Insulation Testers.....	B17
Ground Resistance Meters.....	B18
Digital Light Meter.....	B18
Phase & Rotation Testers.....	B18

### ACCESSORIES

Accessories.....	B19
Thermocouples.....	B19
Test Lead Selection Chart.....	B20
Replacement Parts Selection Guide.....	B21

### SAFETY

Safety in the Field.....	B21
--------------------------	-----

## TOOLS & SUPPLIES

### WIRE FISHING

Fish Tapes.....	D32
Cable Pulling Lubricants.....	D35

### CUTTING SUPPLIES

TKO Hole Saws.....	D36
--------------------	-----

### WIRE MANAGEMENT

Cable Stackers.....	D38
---------------------	-----

### WIRE STRIPPERS.....

.....	D38
-------	-----

### PLIERS.....

.....	D39
-------	-----

### SCREWDRIVERS.....

.....	D41
-------	-----

### HAND TOOLS

Knives.....	D43
Saws.....	D43
Hammers.....	D44
Levels.....	D44
Wood Chisels.....	D44
Aviation Tin Snips.....	D44

### CABLE CUTTERS

PowerBlade™ Cable Cutters.....	D45
Ratcheting and Long Arm.....	D245

### CONDUIT BENDERS

Iron/Aluminium.....	D46
---------------------	-----

### TOOL CARRIERS/POUCHES

Backpack.....	D48
Fabric.....	D49



RC-959 Receiver  
Circuit Tracer  
Page B10

# WIRE TERMINATION

## INGENUITY & PERFORMANCE

From the introduction of our first twist-on wire connector in 1924, IDEAL Industries has been the leading force in wire termination technology. Through ingenuity, proven performance and innovation engineering, IDEAL Industries continues to lead the electrical industry with products that deliver more than the price paid.

### TWISTER® WIRE CONNECTORS


Twister® Wire Connectors Jars.....	A2
Twister® Wire Connectors Kit.....	A2

### TWISTER® WEATHERPROOF WIRE CONNECTORS

Twister® Weatherproof Wire Connectors Jars.....	A4
Twister® Weatherproof Wire Connectors Hang Sells.....	A4



Model 341 Tan Twister®  
Wire Connector  
Page A3



# TWISTER® Wire Connectors

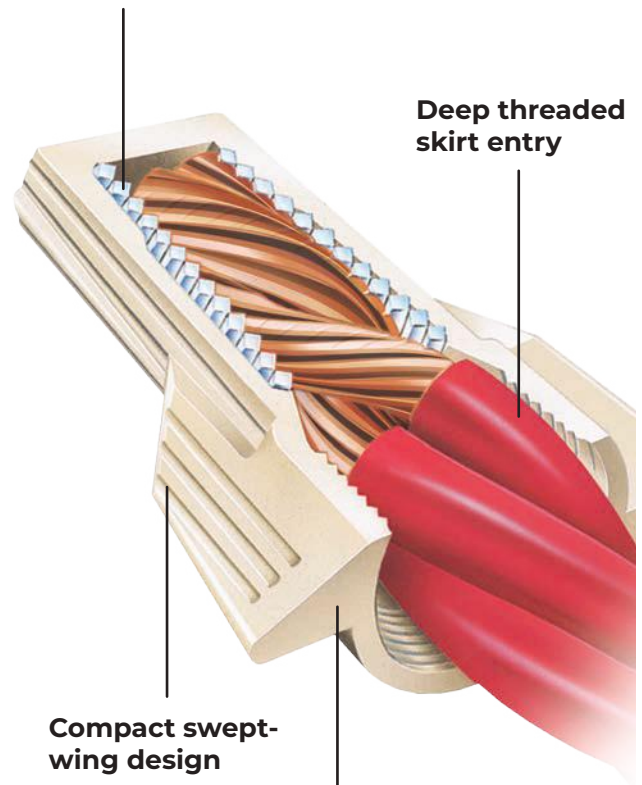
## IDEAL Twister® Wire Connectors are Fast, Easy and Safe.

Making connections with an IDEAL Twister® wire connector is simple and up to 5 times quicker than the current method. IDEAL Twister® connectors compress and twist wires for a secure physical connection in only a few seconds.

- Exceptional wire-range capacity – three models handle conductors from 0.5mm<sup>2</sup> to 10.0mm<sup>2</sup>
- Swept-wing design provides improved leverage with less effort, especially on larger combinations
- The square-wire spring picks up fast and provides secure connections
- Can be used with cables that are stranded, solid or combination of both
- Reusable with the same or larger wire size combinations
- Suitable for earthing applications
- Ribbed shell provides added grip and fast fingertip starts
- Deep skirt protects against flash-over and turned-back strands for maximum dielectric strength
- Tough, UL 94V-2 flame-retardant shell will not crack – even when applied to maximum wire combinations. Rated at 105°C
- Complies to AS/NZS IEC 60998.1 and AS/NZS IEC 60998.2.4 Standards

Live-action, square-wire spring

Deep threaded skirt entry



Compact swept-wing design

Tough, durable thermoplastic shell





Model 340



Model 341



Model 342

## Twister® Wire Connectors Jars

Description	Part No.
340 Orange Twister® Wire Connectors - Jar of 250	<b>30-240JA</b>
341 Tan Twister® Wire Connectors - Jar of 150	<b>30-241JA</b>
342 Grey Twister® Wire Connectors - Jar of 75	<b>30-242JA</b>



## Twister® Wire Connectors Kit

Description		Part No.
Twister® Wire Connector Kit, Orange Tan Grey, Pack of 100		<b>30-5000A</b>
Kit Includes:	Qty.	Part No.
340 Orange Twister® Wire Connector	35	<b>30-240JA</b>
341 Tan Twister® Wire Connectors	50	<b>30-241JA</b>
342 Grey Twister® Wire Connector	15	<b>30-242JA</b>



Ratings & Wire Combinations				0.5mm <sup>2</sup>		1.0mm <sup>2</sup>		1.5mm <sup>2</sup>		2.5mm <sup>2</sup>		4.0mm <sup>2</sup>		6.0mm <sup>2</sup>		10.0mm <sup>2</sup>	
Model	Colour	Strip Length	Rating	Min	Max	Min	Max	Min	Max	Min	Max	Min	Max	Min	Max	Min	Max
340	Orange	10mm	32A/450V	2	8	1	5	1	4	1	3	1	2	-	-	-	-
341	Tan	13mm	41A/600V	3	6	2	6	2	6	1	5	1	3	1	2	-	-
342	Grey	16mm	57A/600V	-	-	-	-	-	-	3	8	2	6	2	4	1	2

Temperature Rating: 105°C Max



# TWISTER® Weatherproof Wire Connectors

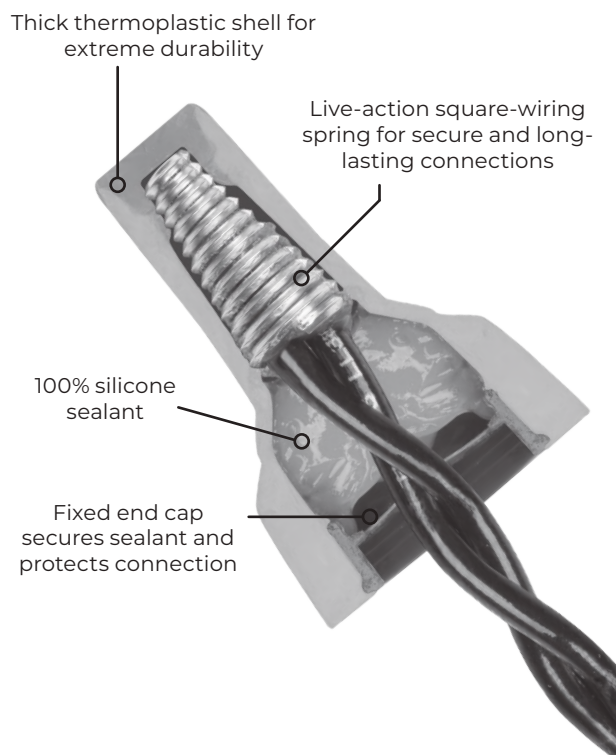
IDEAL® Twister® WeatherProof Wire Connectors are designed for interior/exterior connections exposed to damp/wet and corrosive environments, rated to IP68 (resistant to submersion up to a maximum depth of 1.8m (6ft) underwater for up to thirty minutes).

**Durability:** These harsh-duty wire connectors have been designed specifically to handle wire connections exposed to damp/wet conditions.


**Performance:** Each connector is pre-filled with a long-lasting, 100% silicone sealant that protects your electrical connections from the most severe environments.

**Cost Savings:** They save you time and money, too. With other connectors, you have to use heat shrink, resin packs, multi-step corrosion kits, or caulk and tape to protect your electrical connections from moisture and corrosion. Our pre-filled connectors eliminate these costly, time-consuming steps and give you maximum protection with just a few simple twists.

- Complies to AS/NZS IEC 60998.1 and AS/NZS IEC 60998.2.4 Standards
- IP68 Rated
- 100% Silicone-based sealant protects against moisture and corrosion
- Easy to apply, pre-filled twist-on wire connectors
- Tough, flame-retardant shell rated at 105°C
- For use in damp/wet locations



## Applications



Landscape Lighting



Irrigation & Sprinkler Systems



Processing Plants



Marine Shore Power & Dock Lighting



Model 61



Model 62



Model 63

## Twister® Weatherproof Wire Connectors Jars

Description	Part No.
61 Grey/Orange Twister® Weatherproof Wire Connectors - Jar of 150	<b>30-1261JA</b>
62 Grey/Red Twister® Weatherproof Wire Connectors - Jar of 100	<b>30-1262JA</b>
63 Grey/Blue Twister® Weatherproof Wire Connectors - Jar of 50	<b>30-1263A</b>



## Twister® Weatherproof Wire Connectors Hang Sells

Description	Part No.
61 Grey/Orange Twister® Weatherproof Wire Connectors - Hang Sell of 25	<b>30-1161A</b>
62 Grey/Red Twister® Weatherproof Wire Connectors - Hang Sell of 20	<b>30-1162A</b>
63 Grey/Blue Twister® Weatherproof Wire Connectors - Hang Sell of 15	<b>30-1163A</b>



Ratings & Wire Combinations				IP Rating	1.5mm <sup>2</sup>		2.5mm <sup>2</sup>		4.0mm <sup>2</sup>	
Model	Colour	Strip Length	Rating		Min	Max	Min	Max	Min	Max
61	Grey/Orange	10mm	24A/450V	IP68*	1	2	1	2	n/a	n/a
62	Grey/Red	13mm	32A/450V	IP68*	2	6	1	5	1	4
63	Grey/Blue	16mm	32A/450V	IP68*	n/a	n/a	3	6	2	6

Complies to AS/NZS IEC 60998.1 and AS/NZS IEC 60998.2.4 Standards

Temperature Rating: 105°C (flame-retardant shell rated)

\* Resistant to submersion up to a maximum depth of 1.8m (6ft) underwater for up to thirty minutes



# TEST & MEASUREMENT

IDEAL Industries has been in the Electrical Test & Measurement Business for over 80 years. Throughout that time we have remained dedicated to providing the professional electrician with the tools and support required to safely and efficiently verify and analyse electrical systems and equipment. So, whether you are conducting routine measurements, testing installed devices, checking branch circuit integrity, locating breakers, tracing wires, or verifying grounding integrity, IDEAL Industries has the tools to help you get the job done safely and efficiently.

## CIRCUIT TRACERS

Circuit Tracers.....B8

## CLAMP METERS

TightSight® Clamp Meters.....B11  
740 Series Clamp Meters.....B13  
4-in-1 Test Tool.....B13  
Selection Guide.....B14

## SPECIALTY TESTERS

Socket & RCD Tester 240V AC.....B15  
Voltage Testers.....B15  
Non-Contact Voltage Testers.....B15  
Multimeters.....B16  
Split-Jaw™ Smart Meter.....B17  
Insulation Testers.....B17  
Ground Resistance Meters.....B18  
Digital Light Meter.....B18  
Phase & Rotation Testers.....B18

## ACCESSORIES

Accessories.....B19  
Thermocouples.....B19  
Test Lead Selection Chart.....B20  
Replacement Parts Selection Guide.....B21

## SAFETY

Safety in the Field.....B21



**TR-955 Transmitter  
Circuit Tracer**  
Page B10



RC-959 Receiver  
Page B10

# SureTrace™ Circuit Tracers

IDEAL, a leader in Circuit Tracing technology, has released the latest generation of circuit tracers with refinements in performance, ease-of-use and safety.

## Performance

- Four defined ranges let you quickly select the proper sensitivity for your job
- Easy-to-replace AA batteries

## Ease-of-Use

- Super-bright OLED display (61-957 and 61-959) indicates a numeric value between 0 and 99, providing a quick and easy way to determine received signal strength
- Audible indication with variable tone assists in locating signal source
- Peak detection provides instantaneous signal strength feedback
- SureTrace™ Circuit Tracers feature the only rotating display in the industry. Regardless of the receiver orientation, the display automatically adjusts itself to a vertical position for easy reading.

## Safety

- Designed for durability and safety
- CAT III 600V
- High energy fuse

## Features

- Can be used on circuits 0-600V AC/DC
- Identifies breakers and fuses
- Pinpoints opens and shorts
- Traces wires behind walls



Exclusive Rotating Display

## ⚡ CertainCircuit™

After the correct breaker has been identified and tripped, the transmitter senses the loss of power and sends a different signal back to the receiver at the panel to give the user confidence that the right circuit has been de-energised.

- ⚡ Energised
- ⚡ De-energised



Pinpoints Opens & Shorts



Traces behind walls



Traces on de-energised circuits



Inductive Clamp



# SureTrace™ Circuit Tracers

- Receiver display rotates automatically for easy viewing
- Identifies breakers and fuses with CertainCircuit™ detection
- Pinpoints opens and shorts
- Traces wires
- “0-99” display of signal strength
- Audible indication intensifies in tone/pitch with signal strength
- Works on energised or de-energised circuits (0 - 600V AC/DC)
- Four sensitivity levels
- Peak reading bar graph
- 2-year warranty



Description	Part No.
Receiver with super-bright OLED Rotating Display (in 90° increments) – Kit includes Transmitter TR-955, Receiver RC-959, Lead Set TL-956, Inductive Clamp IC-958, Battery Pack BP-958 & Strap 61-565, Hard Carrying Case C-959, Batteries and Instruction Manual	<b>61-959</b>
Receiver with super-bright OLED Rotating Display (in 90° increments) – Kit includes Transmitter TR-955, Receiver RC-959, Lead Set TL-956, Hard Carrying Case C-957, Batteries and Instruction Manual	<b>61-957</b>
Receiver with Rotating LED Display (in 180° increments) – Kit includes Transmitter TR-955, Receiver RC-955, Lead Set TL-956, Hard Carrying Case C-955, Batteries and Instruction Manual	<b>61-955</b>

Kit Components	61-959	61-957	61-955
Transmitter	<b>TR-955</b>	<b>TR-955</b>	<b>TR-955</b>
Receiver	<b>RC-959</b>	<b>RC-959</b>	<b>RC-955</b>
Tracer Test Lead Set	<b>TL-956</b>	<b>TL-956</b>	<b>TL-956</b>
Inductive Clamp	<b>IC-958</b>	—	—
Battery Pack & Strap (61-565)	<b>BP-958</b>	—	—
Hard Carrying Case	<b>C-959</b>	<b>C-957</b>	<b>C-955</b>
Batteries	•	•	•
Instruction Manual	•	•	•
Battery Pack Strap	<b>61-565</b>	—	—

## Notes:

- Circuit breaker identification is not possible using the inductive clamp. Connect directly to the H-N for breaker or fuse identification.
- The inductive clamp is intended for use on de-energised closed loop circuits, low voltage conductors, or live circuits up to 120V AC with less than 5 Amps of current flowing.
- All instruction manuals are included and are available on-line.



## RC-959 Receiver

- Super-bright OLED display
- Rotating display (in 90° increments)
- Displays 0-99 numeric signal strength
- Four sensitivity levels
- CertainCircuit™ detection
- Peak reading bar graph
- Audible indication (variable pitch/tone)
- Displays battery life remaining
- Supplied with 3 AA batteries



Description	Part No.
Receiver	<b>RC-959</b>

## RC-955 Receiver

- Red LED display (suitable for indoor lighting conditions)
- Rotating display (in 180° increments)
- Displays 0-99 numeric signal strength
- Four sensitivity levels
- CertainCircuit™ detection
- Peak reading bar graph
- Audible indication (variable pitch/tone)
- Displays battery life remaining
- Supplied with 3 AA batteries



Description	Part No.
Receiver	<b>RC-955</b>

## TR-955 Transmitter

- Rated for use on circuits from 0 to 600V AC/DC
- Works on de-energised circuits
- Can be used on RCD/RCBO protected circuits
- Indicates presence of AC/DC voltage
- Low battery indicator
- Supplied with 4 AA batteries



Description	Part No.
Transmitter	<b>TR-955</b>

## Accessories

### TL-956 Lead Adapter Kit



CR-959

## Inductive Clamp & Battery Pack

- Induces a signal in a conductor
- 25.4mm (1 in.) jaw opening/1.8m (6 ft.) cord
- Works on de-energised circuits and energized circuits up to 5A, also low voltage wiring and metal conduit
- Powered solely by a separate battery pack (supplied with 8 C-cell batteries)
- Battery pack has magnetic strap for hanging in panels



Description	Part No.
Inductive Clamp	<b>IC-958</b>
Battery Pack	<b>BP-958</b>

Included in 61-659 kit only.



# TightSight™ Clamp Meters

**Problem:** Have you ever had to measure the circuit current in a confined, dimly lit and hard to reach location?

**Solution: IDEAL TightSight™ Clamp Meter!**

This meter allows the user to safely and easily view current measurements with the exclusive second TightSight® display.



## Safety

- Patented TightSight™ display lets you easily view readings while keeping your head at a safe distance from the panel — no more need to twist the meter or risk pulling on an energised conductor
- Easy-to-read backlit display with large numbers and icons so you can always see the correct reading
- Selectable audible and visual alerts when potentially hazardous voltages are detected at the probe terminals
- Electronic overload protection on all ranges
- Supplied with test leads complying with UL 61010-031

## Productivity

- Read instantaneous values while clamped instead of holding the reading, unclamping, moving and then viewing
- Hook tip for easy wire separation and tapered jaws for reaching into tight spaces
- Help troubleshoot with min and max value readings over a period, i.e. nuisance tripping and power supply fluctuations
- True RMS provides accurate readings of non-sinusoidal voltages and currents
- Broad current range from 0 to 1000 amps (61-770 series) covers multiple applications
- Large jaw diameter for cables up to 2" (51mm) in diameter (770 series only)

## Value

- Includes carrying case and test leads with alligator clips
- Full AC/DC capabilities: the TightSight™ is equally adaptable for both AC and DC current measurement requirements – such as solar, public transportation, and battery backup applications (Models 61-765 & 61-775)
- 2-year warranty



TEST & MEASUREMENT



# TightSight™ 1000A Clamp Meters

- TightSight™ second display
- Tapered jaws with hook tip
- True RMS current and voltage
- AC/DC Voltage
- Audible continuity
- High frequency rejection\*
- Peak hold
- Max/min hold
- Data hold
- Selectable audible and visual alerts when potentially hazardous voltages are detected at the probe terminals
- Selectable auto power off
- Backlit display
- Low battery indicator



\* Reads accurately on noisy electrical circuits.

Description	Part No.
1000A AC Clamp Meter	<b>61-773</b>
1000A AC/DC Clamp Meter	<b>61-775</b>

Includes: Carrying Case and Test Leads w/Alligator Clip.

# TightSight™ 660A Clamp Meters

- TightSight™ bottom display
- Tapered jaws with hook tip
- True RMS current and voltage
- AC/DC Voltage
- Audible continuity
- High frequency rejection\*
- Peak hold
- Max/min hold
- Data hold
- Selectable audible and visual alerts when potentially hazardous voltages are detected at the probe terminals
- Selectable auto power off
- Backlit display
- Low battery indicator



\* Reads accurately on noisy electrical circuits.

Description	Part No.
660A AC Clamp Meter	<b>61-763</b>
660A AC/DC Clamp Meter	<b>61-765</b>

Includes: Carrying Case and Test Leads w/Alligator Clip.

Specifications	Range & Resolution				Accuracy
	61-773	61-775	61-763	61-765	
AC Current	0.0-999.9A		0.0-660.0A		2.0%
DC Current	—	0.0-999.9A	—	0.0-660.0A	2.0%
AC Voltage	0.0-750.0V				1.0%
DC Voltage	0.0-999.9V				1.0%
Resistance	0.0-999.9Ω				1.5%
Capacitance	0.0-999.9μF				5.0%
Continuity	0.0-999.9Ω				Audible @ <30Ω
Frequency (clamp head or test leads)	20.0-400.0Hz				0.5%
Jaw Size	2" (51mm)		1.42" (36mm)		—

Accessories	Part No.
Test Leads w/Large Alligator Clips	<b>TL-770</b>
Nylon Carrying Case (for 61-763 & 61-765)	<b>C-760</b>
Nylon Carrying Case (for 61-773 & 61-775)	<b>C-770</b>



# Clamp-Pro™ Clamp Meters 600 Amp (740 Series)



- Measures up to 600A AC
- Non-contact voltage indicator (70V-600VAC)
- Audible continuity
- Tapered jaws with hook tip
- Auto/manual ranging
- Data hold
- Auto power off
- Low battery indicator



# 4-in-1 Test Tool



- 200AAC current capability
- Non-contact voltage (40-600VAC)
- Visual, audible and tactile (shaker) indication of high AC/DC voltage at terminals
- Clean voltage indicator
- Max hold
- Audible continuity
- Low battery indication
- Integral lead storage
- Auto power off
- Ergonomic hourglass shape
- Compact clamp head



Description	Part No.
600A AC Clamp Meter	<b>61-744</b>
600A AC Clamp Meter w/TRMS	<b>61-746</b>

Includes: Carrying Case and Test Leads.

Description	Part No.
4-in-1 Test Tool w/TRMS, Backlight	<b>61-704</b>

Includes: Carrying Case and Silicone Test Leads.

Specifications	Range & Resolution	Accuracy
AC Current	40.00/400.0/600A	1.7%
AC Voltage	400.0/600 V	1.2%
DC Voltage	400.0/600 V	0.5%
Resistance	400.0/4.000k/ 40.00k 400.0k/4.000M/40.00M Ω	1.0%

Jaw opening is 1.25" (32mm).

Specifications	Range & Resolution	Accuracy
AC Voltage	2000m/200.0/750 V	1.2%
DC Voltage	2000m/200.0/1000 V	0.5%
AC Current	200A	3.0%
Resistance	200.0/200.0k Ω	1.0%
Capacitance	200.0μ F	3.0%

Jaw opening is 1.3" (33mm).

# Clamp Meter Selection Guide

	700	740 Series		760 Series		770 Series	
	61-704	61-744	61-746	61-763	61-765	61-773	61-775
<b>CLAMP METER SELECTION GUIDE</b>							
<b>MEASUREMENT FUNCTIONS</b>							
AC Voltage	•	•	•	•	•	•	•
DC Voltage	•	•	•	•	•	•	•
AC Current	•	•	•	•	•	•	•
DC Current					•		•
Resistance	•	•	•	•	•	•	•
Audible Continuity	•	•	•	•	•	•	•
Diode Test	•						
Capacitance	•			•	•	•	•
Frequency				•	•	•	•
<b>FEATURES</b>							
Display Type (Digital)	D	D	D	D	D	D	D
AC Current Capacity - Amps	200	600	600	660	660	1000	1000
DC Current Capacity - Amps					660		1000
True RMS	•		•	•	•	•	•
Auto Ranging	•						
Auto/Manual Ranging		•	•	•	•	•	•
Data Hold		•	•	•	•	•	•
Max Hold	•						
Peak Hold				•	•	•	•
Min/Max				•	•	•	•
DCA Zero					•		•
Auto Power Off	•	•	•	•	•	•	•
Non-Contact Voltage Indication	•	•	•				
Harmonics Indicator	•						
Vibration Mode	•						
Backlight	•			•	•	•	•
Low Battery Indication	•	•	•	•	•	•	•
High Voltage Warning	•			•	•	•	•
Overload Protection on all Ranges	•	•	•	•	•	•	•
Conductor Size – Inches (mm)	1.3" (33)	1.5" (38)	1.5" (38)	1.4" (36)	1.4" (36)	2.0" (51)	2.0" (51)
Warranty (years)	2	2	2	2	2	2	2
<b>CERTIFICATIONS</b>							
UL 61010 Listed	•	•	•	•	•	•	•
Category Safety Rating	III	III	III	IV	IV	IV	IV

TEST & MEASUREMENT

## Socket & RCD Tester 240V AC

- Tests and confirms wiring condition for polarity, earth connection and incorrect wiring.
- RCD testing with variable currents 10-35mA.
- Tough rugged case.




Description	Part No.
Socket & RCD Tester 240V AC	<b>61-580</b>

Specifications	
Operating Range	240VAC (±10%)
Operating Frequency	50-60Hz
Current Settings	10mA, 15mA, 20mA, 25mA, 30mA and 35mA
Safety Standards	EN 61010-1, EN 61326-1, CAT III 240V

## Vol-Con® Elite Digital Voltage Tester

- Tests for AC Voltage from 24-600VAC and DC Voltage from 6-220VDC
- Visual and audible warning
- Audible continuity
- Non-contact voltage indication (40-600VAC)
- Low impedance to eliminate ghost voltages
- Low battery indicator
- Replaceable silicone test leads (UL 61010-031 compliant)
- Integral lead storage
- 2-year warranty



Description	Part No.
Vol-Con® Elite Digital Voltage Tester w/vibration mode	<b>61-092</b>
Nylon Carrying Case	<b>C-90</b>
Silicone Test Leads	<b>TL-102</b>

Includes: Silicone Test Leads.

## Solenoid Voltage Testers

- Extremely rugged and reliable
- Vibrates when AC voltage is present
- Indicates AC/DC voltage level
- Replaceable leads with shielded probe tips (UL 61010-031 compliant)
- Bright, long-life LED's and neon indicator lamp
- Dual voltage indication for backup safety
- 2-year warranty



Description	Part No.
Vol-Con® Voltage/Continuity Tester, 5-600V AC/DC	<b>61-076</b>
Vol-Test® Voltage Tester, 100-600V AC/DC	<b>61-065</b>
Nylon Carrying Case	<b>C-90</b>
Standard Test Leads (for use with 61-076 & (61-065)	<b>61-070</b>
Resistor Fused Leads (for use with 61-076 & 61-065)	<b>61-072</b>

Includes: Standard Test Leads.

## VoltAware™ Non-Contact Voltage Tester


- Indicates presence of voltage from 40-1000VAC
- Visual indication of voltage; green LED shows unit is active, flashing red live indicates voltage
- Selectable audible indication of voltage
- Sleek, compact design
- Auto shut-off to conserve battery life after 10 minutes
- Low battery detector and easy battery (2 AAA included) replacement
- 2-year warranty



Description	Part No.
VoltAware™ Non-Contact Voltage Tester	<b>61-025</b>

# 486 Commercial-Grade Multimeter

- Voltage
- Current
- Resistance
- Audible continuity
- Capacitance
- Frequency
- Temperature
- Data hold
- Min/max/relative modes
- Backlight
- True RMS
- Auto AC/DC voltage detect w/low impedance (Auto - VLoZ)
- Analog bar graph
- Non-contact voltage detection
- Peak hold
- Low battery indication
- Auto power off
- Limited 2-year warranty



Description	Part No.
Digital Multimeter w/peak hold, temperature, includes thermocouple	<b>61-486</b>

Includes: Test Leads & Carrying Case.

Specifications	Range & Resolution	Accuracy
AC Voltage	6.000/60.00/600.0/1000.0 V	0.80%
AC mV	600.0 mV	1.2%
DC Voltage	6.000/60.00/600.0/1000.0 V	0.08%
DC mV	60.00/600.0 mV	
AC Current	60.00m/600.0m/6.000/10.00A	1.2%
DC Current	60.00m/600.0m/6.000/10.00A	0.80%
Resistance	600.0/6.000k/60.00k/600.0k/6.000M/40.00M Ω	0.80%
Capacitance	1nF to 10mF	0.1%
Frequency	99.9 to 100.0k Hz	0.1%
Temperature	-40°F to 752°F (-40°C to 400°C)	1.0%

Accessories	For Use with	Part No.
Nylon Carrying Case	61-340, 61-342	<b>C-290</b>
Test Leads w/Alligator Clips, Standard	61-340, 61-342, 61-486	<b>TL-495</b>
Test Leads w/Larger Alligator Clip	61-340, 61-342, 61-486	<b>TL-770</b>
Test Leads with Alligator Clips, Premium	61-340, 61-342, 61-486	<b>TL-795</b>
Beaded K-type Thermocouple*	61-340, 61-342, 61-486	<b>61-461</b>
Thermocouple Adapter*	61-340, 61-342, 61-486	<b>61-465</b>
Replacement Thermocouple	61-486	<b>TC-486</b>

\*Note: K-type thermocouple plugs into digital multimeter voltage jacks with 61-465 voltage.

# 340 Series Test-Pro® Multimeters

- Voltage
- Current
- Resistance
- Audible continuity
- Capacitance
- Frequency
- Temperature
- Data hold
- Min/max/relative modes
- Backlight
- Low battery indication
- Auto power off
- Limited 2-year warranty



**61-342**



Description	Part No.
Test-Pro® Multimeter w/TRMS	<b>61-342</b>
Test-Pro® Multimeter	<b>61-340</b>

Includes: Test Leads and Thermocouple.

Specifications	Range & Resolution	Accuracy
AC Voltage	4.000/40.00/400.0/600 V	1.5%
DC Voltage	400.0m/4.000/40.00/400.0/600 V	0.5%
Current	400.0μ/4000μ/40.00m/400.0m/4.000/10.00A AC/DC	1.5%
Resistance	400.0/4.000k/40.00k/400.0k/4.000M/40.00M Ω	1.0%
Capacitance	40.00n/400.0n/4.000μ/40.00μ/400.0μ F	3.0%
Frequency	10.000/100.00/1.000k/10.00k/100.0k/1.000M/4.000M Hz	0.3%
Temperature	-4° F to 1382° F (-20° C to 750° C)	3.0%

# Split-Jaw™ Smart Meter

- Measures
  - 0.9-200AAC
  - 1.3-750VAC
  - 2.1-1000VDC
  - 0.0-9999Ω
- Audible continuity
- Data hold
- Integral lead storage
- Replaceable test leads
- Auto power off
- Low battery indication
- Test leads UL 61010-031 compliant
- 2-year warranty

Description	Part No.
Split-Jaw™ Smart Meter	<b>61-096</b>

Includes: Test Leads.

Specifications	Range & Resolution	Accuracy
AC Voltage	1.3 - 750 V	1.5%
DC Voltage	1.8 - 1000 V 0.6 - 1000 V	1.0%
AC Current	0.6 - 200.0A	3.0%
Resistance	0 - 2000 Ω	1.0%

\*Note: Jaw opening is 0.6 in. (16mm) - up to 1/0 copper cable.



# Insulation Testers

- Checks new installations for damaged insulation
- Checks existing installations and motor windings for breakdowns in insulation
- 2-year warranty

Description	Part No.
Insulation Meter w/PI, DAR, Remote Probe - Includes Test Lead and Carrying Case	<b>61-797</b>
Remote Probe Test Leads (61-797)	<b>TL-797RP</b>
Insulation Tester - Includes Test Leads and Carrying Case	<b>61-795</b>
Test Leads w/Alligator Clips, Premium (for 61-795 & 61-797)	<b>TL-795</b>
Test Leads w/Alligator Clips, Standard (for 61-795 & 61-797)	<b>TL-495</b>

Specifications	Range & Resolution	
	61-797	61-795
Test Voltage	50/100/250/500/1000 VDC	250/500/1000 VDC
Voltage AC/DC	0.1-600.0 V	0.1-600.0 V
Continuity	—	0.01-20.0 Ω
Resistance	—	0-200.0Ω
Insulation Resistance	Up to 20G Ω	Up to 4000M Ω
Earth-Bond Resistance	0.01 Ω to 40.00k Ω	0.01 Ω to 19.99 Ω



TEST & MEASUREMENT

# Ground Resistance Meters

- Auto ranging
- Auto power off
- Hard case included
- 2-year warranty

Description	Part No.
Ground Resistance Clamp Meter	<b>61-920</b>
3-Pole Ground Resistance Tester (includes TL-796 lead set kit)	<b>61-796</b>
Earth Resistance Lead Set Kit (not shown)	<b>TL-796</b>

61-796



61-920



Specifications	Range & Resolution	Accuracy	Range & Resolution	Accuracy
	61-920		61-796	
Ground Resistance	0/120/1200 Ω	1.5%	20.00/200.0/ 2000 Ω	2.0%
Ground Leakage Current	100m/1000m/ 15/30 A	2.0%	—	—

# Digital Light Meter

- Responds to all visible light sources
- Measures in four ranges up to 20,000 Foot Candles or 200,000 Lux
- +/- 3% basic accuracy
- Data hold mode
- Max reading mode
- Auto zero adjustment
- Low battery indication
- Auto power off
- Remote sensor with 59 in. (1.5m) cable
- 2-year warranty



Description	Part No.
Digital Light Meter	<b>61-686</b>

Includes Carrying Case.

# 3-Phase Sequence Tester

- For use from 120 to 600VAC
- Color-coded insulators
- Shock resistant housing
- Easy to read
- 2-year warranty



Description	Part No.
3-Phase Sequence Tester	<b>61-520</b>

Includes Carrying Case.

# 3-Phase/Motor Rotation Tester

- Identifies three-phase sequence
- Indicates motor rotation
- Checks for open phases
- For use up to 600VAC
- 2-year warranty



Description	Part No.
3-Phase/Motor Rotation Tester	<b>61-521</b>
Test Lead Set	<b>TL-521</b>

Includes Carrying Case.

TEST & MEASUREMENT



# Ground Continuity Adapter

- Verifies cabinet or equipment chassis has been properly bonded to system ground



Description	Part No.
Ground Continuity Adapter for 61-164 Circuit Analyser	<b>61-175</b>

# Magnetic Strap



- Frees up hands to help work safely
- Fits 480/340 Series Multimeters

Description	Part No.
Magnetic Strap	<b>61-565</b>

# Test Leads



Description	Category Rating	Part No.
Test Leads		<b>TL-95</b>
Silicone Test Leads	CATIII 1000V CATIV 600V	<b>TL-102</b>
Test Leads w/alligator clips (standard)		<b>TL-495</b>
Test Lead Set		<b>TL-521</b>
Premium Test Leads w/alligator clips	CATIII 1000V CATIV 600V	<b>TL-770</b>
Test Leads w/alligator clips (premium)		<b>TL-795</b>
Earth Resistance Lead Set		<b>TL-796</b>
Remote Probe Test Lead		<b>TL-797RP</b>
Test Lead Set		<b>TL-956</b>
Standard Test Leads (for use with 61-076 & 61-075)		<b>61-070</b>
Resistor Fused Test Leads (for use with 61-076 & 61-075)		<b>61-072</b>

# TEST LEAD SELECTION CHART

for this **TESTER**

▶ use these **TEST LEADS**

**61-065**  
Vol-Test® Voltage Tester  
**61-076**  
Vol-Con® Voltage/Continuity Tester



▶ **61-070**  
Standard Test Leads



OR

**61-072**  
Resistor Fused Test Leads



**61-092**  
Vol-Con® Elite Digital Voltage Tester



▶ **TL-102**  
Silicone Test Leads



**61-096**  
Split-Jaw™ Smart Meter



▶ **TL-95**  
Test Leads



**61-340, 61-342**  
Test-Pro® Multimeter  
**61-486**  
Digital Multimeter



▶ **TL-770**  
Test Leads w/Alligator Clip



OR

**TL-495**  
Test Leads w/Alligator Clips Standard



**61-521**  
3-Phase/Motor Rotation Tester



▶ **TL-521**  
Test Lead Set



**61-704**  
4-in-1 Test Tool



▶ **TL-102**  
Silicone Test Leads



OR

**TL-495**  
Test Leads w/Alligator Clips Standard



**61-744, 61-746**  
Clamp-Pro™ 600A Clamp Meters



▶ **TL-770**  
Test Leads w/Alligator Clip



OR

**TL-495** Test Leads w/Alligator Clips Standard



TL-495 leads are compatible with the 61-704 but will not fit in the lead storage mounts.

**61-773, 61-775**  
1000A Clamp Meter  
**61-763, 61-765**  
660A Clamp Meter



▶ **TL-770**  
Test Leads w/Alligator Clip



OR

**TL-495**  
Test Leads w/Alligator Clips Standard



**61-795**  
Insulation Tester



▶ **TL-795**  
Test Leads w/Alligator Clips Premium



**61-796**  
3-Pole Ground Resistance Tester



▶ **TL-796**  
Earth Resistance Lead Set



**61-797**  
Insulation Tester



▶ **TL-795**  
Test Leads w/Alligator Clips Premium



OR

**TL-797RP**  
Remote Probe Test Lead



**TR-955**  
Transmitter for SureTrace™ Circuit Tracers



▶ **TL-956** Test Leads



TEST & MEASUREMENT



# DATACOMM

## ENHANCE EXISTING TECHNOLOGIES AND PROVIDING A FOUNDATION FOR TOMORROW

IDEAL Industries DataComm provides installation and testing solutions for twisted pair, coax and fiber based on applications. Designed for the professional, IDEAL tools, testers and connectivity products offer an integrated approach to cut, strip, terminate and test a wide variety of low-voltage applications. Combined with our technical expertise, product training and customer support, this integrated approach ensures that your total cost of ownership is minimised.

Crimpmaster™ Ratcheting Crimp Tool.....	C24
Crimpmaster™ Tools and Die Sets.....	C24
OmniSeal™ PRO XL Compression Tool.....	C25
F/BNC Connector Installation and Removal Tool.....	C25
Impact Punchdown Tool.....	C25
Feed-Thru Modular Plug Crimp Tool.....	C25
Feed-Thru Modular Plugs.....	C26
Telephone Tools.....	C26
Strippers.....	C26
Cutters/Scissors.....	C27
Kits.....	C27
Fiber Optic.....	C29



**Feed-Thru RJ-45  
Modular Plugs**  
Page B13

**Feed-Thru RJ-45  
Modular Plug Kit**  
Page C28

**Thru Modular Plugs and FT-45™ Tool**



# Crimpmaster™ Ratcheting Crimp Tool

- Ratcheting tool frame ensures full crimp cycle
- Provides a consistent crimp every time
- Dies change quickly and easily with a screwdriver
- Tool frame works with all IDEAL Crimpmaster™ Die Sets
- Cushioned, comfort-grip handles



Description	Part No.
Crimpmaster™ Crimp Frame Tool (Die set not included)	<b>30-506</b>
Replacement Screws	<b>LB-1284</b>

## Crimpmaster™ Tools and Die Sets



**30-559 Die only**  
RJ-45 CAT 5/5e Eight-position Crimp Tool for keyed or non-keyed modular plugs. Not for Cat 6



**30-573 Tool w/die 30-481**  
Cambridge CP-88, CP-89 BNC/TNC coax connectors with RG-58, RG-59/RG-62 AU cables (Hex 0.305 (7.75mm), 0.068 (1.73mm), 0.228 (5.79mm))



**30-576 Die only**  
RG-174, Mini 59 BNC/TNC Connectors (Hex, 0.178 (4.52mm), 0.128 (3.25mm), 0.068 (1.73mm))



**30-577 Die only**  
N-Series and RG-8/11 Connectors (Hex, 0.429 (10.90mm), 0.100 (2.54mm), 0.080 (2.03mm))



**30-578 Die only**  
RG-59, RG-6, and 8281 50 and 75 OHM cables (Hex, 0.324 (8.23mm), 0.255 (6.48mm), 0.068 (1.73mm), 0.042 (1.07mm))



**30-581 Tool w/die 30-502**  
RG-58, RG-59/62, BNC/TNC Coax Connectors (Hex, 0.255 (6.48mm), 0.213 (5.41mm), 0.068 (1.73mm))



**30-582 Tool w/die 30-503**  
F-Type CATV RG-59, RG-6 Connectors (Hex, 0.350 (8.89mm) 0.320 (8.13mm), 0.255 (6.48mm))



**30-587 Die only**  
RG-58, RG-174 and G-8218 for both 50 and 75 ohm cables (Hex 0.213 (5.41mm), 0.178 (4.52mm), 0.068 (1.73mm), 0.042 (1.07mm))



**30-593 Die only**  
Mini UHF and BNC/TNC 5 cavity (Hex, 0.052 (1.32mm), 0.068 (1.73mm), 0.100 (2.54mm), 0.213 (5.41mm), 0.255 (6.48mm))



**30-579 Tool w/die 30-500**  
22-10 AWG (.324mm<sup>2</sup> - 5.261mm<sup>2</sup>) insulated terminals/color coded nests



**30-580 Die only**  
22-8 AWG (.3mm<sup>2</sup> - 8mm<sup>2</sup>) non-insulated terminals



**30-586 Die only**  
22-12 AWG (.324mm<sup>2</sup> - 3.31mm<sup>2</sup>) Non-Insulated Open Barrel Connectors, Commercial Type



**30-594 Die only**  
Fully Insulated quick disconnect terminals with thinner wire barrels 22-10 AWG (.324mm<sup>2</sup> - 5.261mm<sup>2</sup>)



**30-481**



**30-502**



**30-503**



**30-500**

DATA COMMS / NETWORKS

## OmniSeal™ PRO XL Compression Tool

- Compresses BNC, F-Type, RG11-F, RCA, 90°/Right Angle and Mini Coax compression connectors on coaxial cable
- Compresses ALL IDEAL compression connectors
- Fast and reliable solution to home theater, CATV, satellite systems and security applications
- Permanent connection so your connector never comes loose.
- Universal design with spin knob and adjustable post height works with most non-IDEAL compression connectors



Description	Part No.
OmniSeal™ PRO XL Compression Tool	<b>30-793</b>

## F/BNC Connector Installation and Removal Tool



- Patented design works on BNC and F connectors
- Works on compression and hex connectors
- Comfort grip handle aids in installing and removing connectors on coax cable
- F-post for aid in cable to connector assembly

Description	Part No.
F & BNC Coax Connector Tool - 228.6mm (8 in. length)	<b>35-046</b>

## Coax Strip & Crimp Tool



- Precision, form-ground stripping holes remove outer jacket and insulation from RG-59 and RG-6 coaxial cable
- Durable blades cut copper-coated steel conductors
- Three crimping nests for crimping F-connectors and ring terminals
- Cushioned, comfort-grip handles

Description	Part No.
Coax Strip & Crimp Tool	<b>30-433</b>

## Impact Punchdown Tool



- Includes full 110 and 66 blades
- Adjustable high/low actuation setting accommodates termination requirements
- Turn-Lock™ Style blade holding design
- Impact-absorbing cushioned grip reduces operator stress for high volume installers

Description	Part No.
Punchmaster™ II Punchdown Tool w/full 110 & 66 blades	<b>35-485</b>

## Punchdown Tool Blades

Removable Blades	Part No.
110 Turn-Lock™ blade	<b>35-495</b>
66 Turn-Lock™ blade	<b>35-497</b>
110/66 combo blade w/cutting edges	<b>35-407</b>
Krone® blade	<b>35-478</b>
Bix® blade	<b>35-479</b>

Bix® is a registered trademark of Nortel. Krone® is a registered trademark of Krone, Inc.

## Feed-Thru Modular Plug Crimp Tool



- FT-45™ Crimp Tool crimps feed-thru, standard and shielded connectors
- Crimps and trims flush in one step
- Compact design
- Long-lasting blade

Description	Part No.
FT-45™ Feed-Thru Modular Plug Crimp Tool	<b>30-495</b>
FT-45™ Replacement Blade	<b>30-4951</b>

## Feed-Thru Modular Plugs



- Feed-Thru modular plugs simplify twisted pair assembly process
- Verify conductor order before crimping
- Conductors trimmed flush by the tool
- Eliminates wasted connectors due to incorrect assembly
- Single-piece design

Description	25/Pack	50/Pack	100/Bag	100/Jar
CAT5e Feed-Thru RJ-45 Modular Plugs	-	<b>85-371</b>	<b>85-372</b>	<b>85-372J</b>
CAT6 Feed-Thru RJ-45 Modular Plugs	-	<b>85-376</b>	<b>85-377</b>	<b>85-377J</b>
CAT6A/6/5e Shielded Feed-Thru RJ-45 Modular Plugs	<b>85-368</b>	<b>85-369</b>	-	-
CAT5e Shielded Feed-Thru RJ-45 Modular Plugs	<b>85-365</b>	-	-	-
CAT6/6A Unshielded Feed-Thru RJ-45 Modular Plugs	-	<b>85-385</b>	-	-

## Probe Pic & Spudger



- For isolating conductors and removing terminated wires from voice and data IDC contacts

Description	Part No.
Probe Pic & Spudger	<b>35-473</b>


## Strain Relief Boots for Modular Plugs



- Prevents broken connector tabs and snagging while extending connector life
- Minimizes cable bends that can reduce data speed and result in data loss
- Dampens cable movement and vibrations that can result in premature connector failure
- For CAT5e and CAT6 RJ-45 modular plugs, 5.7mm (0.225 in.) max. cable diameter

Description	Quantity	Part No.
Strain Relief Boots for Modular Plugs	25	<b>85-380</b>
15 Strain Relief Boots and 15 8P8C RJ-45 CAT5e Modular Plugs	15	<b>85-379</b>

## Ringer™ Adjustable Blade Strippers



- Four models cover cable diameters up to 14.2mm (9/16 in.)
- All models include two adjustable depth blades and one adjustable round slitting blade
- Common uses are for fiber jackets, mini-coax prep, twisted pair cables and other specialty copper cables where standard stripping products are not available
- Replacement blades available for all models

Description	Typical RG Cables	Replacement Blade*	Part No.
Cable Stripper, up to 1/8 in. (3.2mm) O.D (Gray)	RG-174, RG-187	<b>L-9225</b>	<b>45-162</b>
Cable Stripper, 1/8 in. (3.2mm) to 7/32 in. (5.556mm) O.D. (Blue)	Mini Coax RG-58,CB	<b>L-9225</b>	<b>45-163</b>
Big Blue Cable Stripper, 1/4 in. (6.4mm) to 9/16 in. (14.3mm) O.D. (Blue)	RG-11, RG-8	<b>L-9226</b>	<b>45-164</b>
Cable Stripper, 3/16 in. (4.8mm) to 5/16 in. (8mm) O.D. (Black)	RG-59/6, UTP Cable	<b>L-9225</b>	<b>45-165</b>

\*A set of blades consists of three straight blades and one round blade.

## PrepPRO® Coax/UTP Cable Stripper



- Auto adjusting blade depth for 6/6Quad/59 coax cable
- Strips RG-59/6 Plenum cables
- 6.35mm (1/4 in.) x 6.35mm (1/4 in.) coax preparation
- Replaceable blade cartridges
- CAT5e/6 jacket stripping
- Spring loaded for consistent cutting force

Description	Part No.
PrepPRO® Coax/UTP Cable Stripper	<b>45-605</b>
Replacement Coax Cartridge	<b>45-6051</b>
Replacement UTP/STP Jacket Cartridge	<b>45-6052</b>



## Adjustable Blade Coax Strippers

- Two and three blade models for prepping coax cables RG-59 to RG-11
- Adjustable blade depth (hex wrench included in handle) for fine calibration to any cable jacket thickness and overall diameter.
- All blades are spaced approximately ¼ in. apart for compatibility with traditional compression or crimp connectors requiring a 6.3mm (¼ in.) x 6.3mm (¼ in.) cable preparation.
- Blades can be adjusted to a no-cut position for most size cables when only a single blade is needed.
- Slider bar offers fast variation in blade depth without need for adjusting the individual hex screws.



Description	Replacement Blade	Part No.
Coax Stripper - 2 Step (Blue cartridge)	<b>45-524</b>	<b>45-526</b>
Coax Stripper - 3 Step (Black cartridge)	—	<b>45-520</b>

## Coax Stripmaster® Wire Strippers

- Provides variable stripping lengths
- Knife-type blades feature multiple hole diameters sized for two step removal of outer jacket insulation and center conductor



Description	Part No.
Coax Stripmaster® for RG-6 Coax Cable	<b>45-262</b>
Coax Stripmaster® for RG-59 Coax Cable	<b>45-265</b>

## Round Cable Slitting & Ringing Tool

- Cuts around cable jacket as well as slits the length of jacket for easy removal
- Use with single or multiple conductor cable up to 44.4mm (1.75 in.) O.D.
- Blade adjusts for jacket thicknesses up to 3.1mm (0.125 in.)
- Spare blade in handle base



Description	Replacement Blade*	Part No.
Round Cable Slitting and Ringing Tool	<b>LB-1748</b>	<b>45-144</b>

\*2/package

## Data T®-Cutter

- Cuts round copper cable and helps maintain cable geometry
- Compact size is smaller and lighter than traditional 228.6mm (9 in.) cable cutters
- Steel reinforced center conductors can be trimmed with bolt cutting holes
- Locking latch keeps tool closed in pouch



Description	Part No.
Data T®-Cutter	<b>45-074</b>

## Electrician's Scissors

- Designed for use in telephone and electrical service applications
- Cut up to 1.5mm<sup>2</sup> solid and 4mm<sup>2</sup> stranded wire
- Serrated surface on back blade edge cleans wire and straightens twisted pair conductors
- Stripping notches strip 0.65mm<sup>2</sup> and 0.26mm<sup>2</sup> wire
- Chrome over nickel plating



Description	Part No.
Electrician's Scissors w/stripping notches	<b>35-088</b>

## Cable Splicing Kit

- Kit designed for use in telephone and electrical service applications
- High carbon steel blade in Splicing Knife remains sharp and cuts easily through many insulation types
- Kit includes Scissors 35-088, Splicing Knife 35-1091 and Leather Holder



Description	Part No.
Cable Splicing Kit	<b>35-093</b>
Cable Splicing Knife (only)	<b>35-1091</b>

## Pro XL Compression Hip Kit

- Cut, strip and terminate compression connectors in one handy professional tool kit.
- For F/BNC/RCA compression



Description	Part No.	
Pro XL Compression Hip Kit	<b>33-793</b>	
Kit Includes:	Qty.	Part No.
OmniSeal™ Pro XL Compression Tool	1	<b>30-793</b>
PrepPRO® Coax (59/6/6Q)/UTP Cable Stripper	1	<b>45-605</b>
Data T®-Cutter	1	<b>45-074</b>
Pouch with Belt Clip	1	—

## Feed-Thru RJ-45 Modular Plug Kit

- Plano kit for terminating RJ-45 modular plugs to twisted pair cable.
- Crimps standard, Feed-Thru and shielded CAT5e, CAT6 and CAT6A modular plugs.



Description	Part No.	
Feed-Thru RJ-45 Modular Plug Kit	<b>33-1245</b>	
Kit Includes:	Qty.	Part No.
FT-45™ Feed-Thru Modular Plug Crimp Tool	1	<b>30-495</b>
PrepPRO® Coax/UTP Cable Stripper	1	<b>45-605</b>
Electrician's Scissors	1	<b>35-088</b>
CAT6 Feed-Thru Modular Plugs - 100 Pack	1	<b>85-377</b>

## Feed-Thru RJ-45 Installation Kit

- Tool installation kit for terminating RJ-45 modular plugs to twisted pair cable
- Crimps standard, Feed-Thru and shielded CAT5e, CAT6 and CAT6A modular plugs.
- Spare slot in pouch to hold 35-485 Punch Down Tool



Description	Part No.	
Feed-Thru RJ-45 Installation Kit	<b>33-507</b>	
Kit Includes:	Qty.	Part No.
FT-45™ Feed-Thru Modular Plug Crimp Tool	1	<b>30-495</b>
PrepPRO® Coax/UTP Cable Stripper	1	<b>45-605</b>
Electrician's Scissors	1	<b>35-088</b>
Pouch with clip	1	-

## Twisted Pair Termination Hip Kit

- Tool installation kit for terminating both RJ-45 modular plugs and modular jacks to twisted pair cable
- Crimps standard, Feed-Thru and shielded CAT5e, CAT6 and CAT6A modular plugs.
- Impact punch down tool for 110 data jacks or panels and 66 blocks



Description	Part No.	
Twisted Pair Termination Hip Kit	<b>33-508</b>	
Kit Includes:	Qty.	Part No.
FT-45™ Feed-Thru Modular Plug Crimp Tool	1	<b>30-495</b>
Punchmaster™ II Punch Down Tool		<b>35-485</b>
PrepPRO® Coax/UTP Cable Stripper	1	<b>45-605</b>
Electrician's Scissors	1	<b>35-088</b>
Pouch with clip	1	-


## MiniLite-Strip™ Optical Fiber Stripper



- Small strip notch engineered and precision-ground to strip 900 micron or 250 micron buffer coatings from 125 or 140 micron fiber
- Larger round strip notch machined to remove the 3mm outer jacket
- Strip notches pre-set and locked, no field adjustment necessary

Description	Part No.
MiniLite-Strip™ Optical Fiber Stripper	<b>45-352</b>

## DualScribe™ Double-Ended Fiber Optic Scribes



- Three professional quality blade styles to choose from to meet your specific needs – Ruby, Sapphire, Carbide
- 30° single bevel – DualScribe™ reversible blade doubles tool life
- Soft non-slip grip provides precise control during scribing
- Clear safety cap protects the blades from damage when not in use

Description	Part No.
Ruby Blade Fiber Optic Scribe (Red Handle)	<b>45-357</b>
Sapphire Blade Fiber Optic Scribe (Blue Handle)	<b>45-358</b>
Carbide Blade Fiber Optic Scribe (Black Handle)	<b>45-359</b>

## Stripmaster® Ribbon Fiber Jacket Stripper



- Removes jacket from Ribbon Fiber without damage to the Kevlar® strength member of the Ribbon Fiber

Description	Part No.
Stripmaster® Wire Stripper Frame only	<b>L-5620</b>
Blade-set for use with Corning® Plenum and Riser Ribbon Fiber Cable	<b>LB-1152</b>
Blade-set for use with Corning® "Fanout" Ribbon Cable	<b>LB-1153</b>

Note: Kevlar® is a registered trademark of E. I. du Pont de Nemours and Company. Corning® is a registered trademark of Corning, Inc. Frame and blade set sold separately.

## Serrated Kevlar® Cutter



- Superior quality high-carbon stainless steel with molybdenum and vanadium provides hard, razor-sharp edges
- Breaker notch cuts jacket and breaks fiberglass in one step
- Textured cushioned-grip handles
- Designed to cut up to 3mm fiber cables

Description	Part No.
Serrated Cutter w/Breaker Notch (Patent pending)	<b>45-344</b>

Note: Kevlar® is a registered trademark of E. I. du Pont de Nemours and Company.

# TOOLS & SUPPLIES

## PROFESSIONAL QUALITY, INNOVATIVE SOLUTIONS

When it comes to quality, performance and durability, IDEAL is the professional choice for tools, cutting tools, fish tapes, benders and lubes. The community of professionals know what it takes to succeed in today's electrical world and IDEAL fills those needs with high-quality innovative solutions. The expansion of the IDEAL U.S. manufacturing and engineering supported by strategic international facilities has been providing professional electricians with quality tools since 1916.

### WIRE FISHING

Fish Tapes.....	D32
Cable Pulling Lubricants.....	D35

### CUTTING SUPPLIES

TKO Hole Saws.....	D36
--------------------	-----

### WIRE MANAGEMENT

CableStackers.....	D38
--------------------	-----

### WIRE STRIPPERS

.....	D38
-------	-----

### PLIERS

.....	D39
-------	-----

### SCREWDRIVERS

.....	D41
-------	-----

### HAND TOOLS

Knives.....	D43
Saws.....	D43
Hammers.....	D44
Levels.....	D44
Wood Chisels.....	D44
Aviation Tin Snips.....	D44

### CABLE CUTTERS

PowerBlade™ Cable Cutters.....	D45
Ratcheting and Long Arm.....	D45

### CONDUIT BENDERS

Iron/Aluminium.....	D46
---------------------	-----

### TOOL CARRIERS/POUCHES

Backpack.....	D48
Fabric.....	D49





# WIRE FISHING

## Type



- Non-conductive fiberglass tape for use around live circuits
- Omni-directional pushing
- 3 tip choices - leader, metal eyelet and non-conductive eyelet
- Pulling strength 226kg (500 lbs.)



- Non-conductive tape for use around live circuits
- Pulling strength 158kg (350 lbs.)

## Cases

### Tuff-Grip™ Pro

- Durable case takes up to 6m drop without breaking
- Full-perimeter handle band helps keep dirt and moisture out
- Superior pull-out and rewind characteristics




### Rapid-Pak®

- Inner rotating reel with winding knob for increased labor savings
- Funneled tape opening reduces kinking and tape breakage
- Reversible, hinged knob for right or left handed rewinds



### Thumb Winder™

- Convenient 7 in. size for easy tool bag storage
- Durable impact resistant ABS case
- Easy-to-use thumb-operated rewind



### ⚠ WARNING

Always use approved safety glasses when using this product. Do not use near energized equipment. Electrical shock may occur. Make sure all power is off. Do not use pliers or other tools that may kink, damage, or weaken any round fish tapes such as S-Class®, Nylon or Zoom™. Use only a fish tape puller designed for this purpose. While fish tapes made of fiberglass, nylon or other composite materials are non-conductive, they may have a metal eyelet that is conductive and could be grounded against conduit. Do not use on live electrical circuits. Do not attempt to use fish tape that is fractured or has multiple ends. Keep the fish tape wound in the reel to prevent damage to the tape. Use this product in a safe work position to prevent loss of balance. Never remove the screws from case while fish tape is coiled inside the reel. Failure to follow instructions may result in severe bodily harm or damage to property.

## S-Class® Fiberglass Fish Tapes

- Non-conductive tape for use around live circuits
- Structural glass core provides a more durable fiberglass tape
- Fiberglass cone with nylon outer jacket provides durability



Length	Diameter	Case Diameter	End Type	Tuff-Grip™ Pro	Replacement Tapes (No Case)
15.2m (50ft)	4.7mm (3/16 in.)	304.8mm (12 in.)	Non-Conductive Eyelet	<b>31-086</b>	<b>31-200</b>
30.4m (100ft)	4.7mm (3/16 in.)	304.8mm (12 in.)	Non-Conductive Eyelet	<b>31-087</b>	<b>31-201</b>
60.9m (200ft)	4.7mm (3/16 in.)	406.4mm* (16 in.*)	Non-Conductive Eyelet	<b>31-088</b>	<b>31-202</b>

\*Traditional handle

## Volt-Guard Fish Tapes

- Light-duty non-conductive tape for use around live circuits
- Elliptical design gives the Volt-Guard greater pushing power
- Repair kit available, order #31-541



Length	Width & Thickness	Case Diameter	End Type	Tuff-Grip™ Pro	Replacement Tapes (No Case)
18.2m (60ft)	4.7mm x 23.8mm (3/16 in. x .094 in.)	304.8mm (12 in.)	Non-Conductive Eyelet	<b>31-542</b>	<b>31-552</b>
36.5m (120ft)	4.7mm x 23.8mm (3/16 in. x .094 in.)	304.8mm (12 in.)	Non-Conductive Eyelet	<b>31-544</b>	<b>31-554</b>

## Fish Tape Non-Conductive Tip Replacement Kits



- Easy to apply
- Each kit includes two eyelets & adhesive

Description	Part No.
Volt-Guard Fish Tape Repair Kit	<b>31-541</b>
S-Class® Fish Tape Repair Kit	<b>31-203</b>

## Yellow 77® Wire Pulling Lubricant



- Wax-based formula provides superior lubricity
- Safe to use with most cable types except low-density polyethylene and semi-conducting jackets
- Clings to cable throughout long pulls, even where moisture is present
- Won't break down or separate after repeated exposure to freezing temperatures
- Dries to a thin, non-conductive film
- Creamy texture applies easily and uniformly by hand or brush
- Homogeneous blend requires no mixing
- Won't dry out — surface coat forms to control evaporation
- Environmentally safe — non-toxic, non-flammable and non-corrosive

Description	Part No.
946ml (1-qt.) Squeeze Bottle	<b>31-358</b>
18L (5-gal.) Bucket	<b>31-355</b>

## ClearGlide® Wire Pulling Lubricant

- Clear and colorless for quick and easy clean-up — great for indoor and retrofit pulls
- Exceptional lubricity for super-fast pulls
- Polymer-based formula is perfect for all electrical and datacomm applications
- Safe to use with all cable types
- Controlled evaporation rate is ideal for shorter runs
- Remains stable over wide temperature ranges — usable from 0°C to 82°C (32°F to 180°F)
- Dries to a semi-fluid film that won't clog conduit
- Easy to apply by hand, brush or pump
- Environmentally safe — non-toxic, non-flammable and non-corrosive



Description	Part No.
946ml (1-qt.) Squeeze Bottle	<b>31-388</b>
18L (5-gal.) Bucket	<b>31-385</b>




# TKO HOLE SAWS

IDEAL Electrical's line of TKO™ Carbide-Tipped Hole Saws offer the most efficient and clean saw replacement for traditional knockouts, by making smooth holes in a fraction of the time at a fraction of the cost. Specifically designed to cut sheet metal, IDEAL TKO™ saws will even cut stainless steel with their precision engineered ground carbide tips.

The innovative design includes the exclusive SmoothStart™ replaceable pilot drill, which guides the saw to the surface, avoiding saw damage and providing smooth accurate holes. With an integral over-drill flange the IDEAL TKO™ prevents saw penetration beyond the sheet metal. When it comes to quality, performance and durability, IDEAL is the professional's choice for carbide-tipped hole saws.



**Quickly drills precise holes without penetration beyond sheet metal.**



Integral arbor provides smooth accurate holes


Integrated over-drill flange prevents penetration beyond the sheet metal

Ejection spring effortlessly ejects slug


Carbide-tips cut over 200 holes through stainless steel, and outperform HSS cutters and bi-metal hole saws in sheet steel

Exclusive SmoothStart™ pilot drill guides saw to prevent saw damage and provide smooth, more accurate holes.

**IDEAL TKO™ provides a smoother, more precise hole than competitors'**



**IDEAL TKO™**




**Competitor**

THE ELECTRICIAN'S  
**CHAMPION**



Exclusive SmoothStart™ pilot drill guides saw to prevent damage to saw head.



Integrated over-drill flange prevents penetration beyond the sheet metal.

## Electrician's Kit

Includes 16mm to 51mm saw heads, along with two spare SmoothStart™ Pilot Bits and a convenient carrying case.



Description	Part No.
8-Piece Carbide Hole Saw Kit Includes: Two SmoothStart™ Pilot Bits, 16mm, 20mm, 25mm, 32mm, 40mm and 51mm Saw Heads.	<b>36-380</b>

## Carbide-Tipped Hole Saws

Hole Size	Part No.
16mm	<b>36-372</b>
20mm	<b>36-373</b>
25mm	<b>36-374</b>
32mm	<b>36-375</b>
40mm	<b>36-376</b>
51mm	<b>36-377</b>
70mm	<b>36-378</b>
92mm	<b>36-379</b>

9.5mm shank on all hole saws. Max. Material thickness is 3mm

## SmoothStart™ Replacement Pilot Drill



36-381

Fits Hole Saws:	Diameter	Drill Depth	Overall Length	Part No.
16mm to 51mm	6mm	19mm	51mm	36-381

Available in a full range of sizes from 16mm to 92mm.



To extend the life of your TKO™ Hole Saws, use cutting oil.

# WIRE STRIPPERS

## Stripmaster® Wire Strippers and Knife-Type Blades for Metric Wire

- One-step stripping enhances productivity
- Precision-ground, knife-type blades provide clean, accurate stripping
- Sturdy die-cast zinc frame provides long-term durability
- 90-day warranty



Specifications — Stripping Holes Offered													Replacement Blades (Pair) Part No.	Replacement Frame Part No.	Tool w/ Blades Part No.	
Wire Size mm <sup>2</sup>																
0.05	0.1	0.15	0.22	0.34	0.5	0.75	1	1.5	2.5	4	6	8	10			
						•	•	•	•	•	•			L-4421M	LA-2358	45-092-341

### T®-Stripper Wire Strippers

- Form-ground, knife-type blades for accurate, easy stripping without nicking conductor
- Laser-etched wire gauge for easy-to-read visibility
- Spring-loaded automatic opening
- Corrosion-resistant, black oxide finish
- Tough steel construction



Description	Solid	Stranded	Part No.
T®-Stripper Wire Stripper – Metric		0.75-6mm <sup>2</sup>	45-120-341
T®-Stripper Wire Stripper – Metric		0.5-4mm <sup>2</sup>	45-125-341

### Reflex™ Premium T®-Stripper Wire Strippers

- Ergonomic design for maximum comfort
- Curved handles help reduce wrist fatigue
- Textured sleeves with extra cushioning for added comfort



Description	Solid	Stranded	Part No.
Reflex™ Premium T®-Stripper – Metric		0.5mm <sup>2</sup> -4.0mm <sup>2</sup>	45-425-341

# CABLE STACKERS

## Cable Stackers

- Used to route, fasten and support TPS, CATV, telephone, security and instrumentation cables
- Use with wider cable such as TPS
- Plastic material is UV resistant
- High-grade carbon steel construction
- Smooth plastic saddle helps prevent damage to cable
- Zinc-plated nails resist rust and corrosion




Description	Part No.
Cable Stacker, up to 5 cables, 15/Bag	BPSTCKR-15

# PLIERS

- Custom alloyed, premium quality tool steel provides excellent cutting performance and commercial use durability
- Precision ground knife-to-knife cutting blades for accurate, quick wire cutting
- Hardened and tempered body and cutting edges for optimum performance
- High leverage pivot design provides great cutting and gripping power



## Grips



**Heavy-Duty Dipped Grip**



**Smart-Grip™ Dual Durometer Molded Grip**



**1000V Grip**



**Color-coding** and **FastFinder™** letter markers on SmartGrip™ handles provide quick tool identification, even by touch!



TOOLS & SUPPLIES



**Linesman**

**Long Nose**

**Tongue & Groove**

**Cable Cutter**

**Diagonal**

**Crimper**

**Slip-Joint**

## Linesman Pliers

- Knife-to-knife blades provide excellent cutting performance
- Cuts hardened wire, bolts and stainless steel wire



Description (Smart-Grip™ Handles)	Part No.
241mm (9-1/2in.) Linesman Pliers w/New England nose and crimping die	<b>30-3430</b>

## Long-Nose Pliers

- Narrow profile head designed for working in tight areas
- Serrated jaws provide secure gripping surface
- Drop-forged, high-carbon steel construction
- Blades provide excellent cutting performance
- Laser-hardened blades cut hardened wire, bolts and stainless steel wire



Description (Smart-Grip™ Handles)	Part No.
215mm (8-1/2in.) Long-Nose Pliers w/ Cutter	<b>35-3038</b>

## Diagonal-Cutting Pliers

- Knife-to-knife blades provide excellent cutting performance
- High-leverage design provides more cutting power
- Models 35-029 and 35-3029 feature a convenient angled head for hard-to-reach areas and rocking out nails



Description (Smart-Grip™ Handles)	Part No.
203mm (8 in.) Diagonal-Cutting Pliers	<b>35-3028</b>
203mm (8 in.) Diagonal-Cutting Pliers w/ angled head	<b>35-3029</b>

## Tongue & Groove Pliers

- Reinforced flange protects against breakage
- Drop-forged, high-carbon steel construction



Description (Smart-Grip™ Handles)	Jaw Opening	Part No.
241mm (9-1/2 in.) Tongue & Groove Pliers	50.8mm (2 in.)	<b>35-3420</b>

## Cable Cutters

- Drop-forged, high-carbon steel construction
- Precision-ground, hardened cutting edges provide accurate cuts without cable distortion



Description (Smart-Grip™ Handles)	Part No.
241mm (9-1/2 in.) Cable Cutter	<b>35-3052</b>

## Multi-Crimp Tools

- Crimps bare or insulated terminals and splices on 6mm<sup>2</sup> - 0.34mm<sup>2</sup> wire
- Knife-to-anvil blades provide long-lasting cutting performance
- High leverage for easy crimping and cutting
- Drop-forged, high-carbon steel construction



Description (Smart-Grip™ Handles)	Part No.
247mm (9-3/4 in.) Multi-Crimp Tool	<b>30-3429</b>

## Slip-Joint Pliers

- Two position slip joints fit large and small jobs
- Dipped comfort-grip handles for a secure grip
- Flush rivet



Description	Part No.
152mm (6 in.) Slip Joint Pliers	<b>35-100</b>

# INSULATED SCREWDRIVERS

IDEAL insulated screwdrivers are VDE certified to 1000V AC. Each one is designed to meet ASTM F1505-01, EN, DIN and IEC 60 900 test standards.

- Tempered blades are finished with black oxide and super hardened for maximum quality
- Precision ground tips provide secure fit for less spin-out
- Meets OSHA requirements for insulated tools (29 CFR 1910)



**Precision-ground tips provide secure fit for less spin-out**

**Molded-on insulation provides permanent bonding**



**Tempered chrome vanadium tool steel blades are super hardened for maximum quality**

## 2-Piece Insulated Screwdriver Set



Description	Part No.
2-Piece Insulated Screwdriver Set	<b>35-9305</b>
<b>Set Includes:</b>	
Slotted 6.3mm x 101.6mm (1/4 in. x 4 in.) Insulated Screwdriver	<b>35-9150</b>
Phillips #2 x 101.6 mm (4 in.) Insulated Screwdriver	<b>35-9194</b>

## 9-Piece Insulated Screwdriver Set

Description	Part No.
9-Piece Insulated Screwdriver Set (Case included)	<b>35-9103</b>
<b>Set Includes:</b>	
Slotted 5.5mm x 127mm (7/32 in. x 5 in.) Insulated Screwdriver	<b>35-9147</b>
Slotted 6.3mm x 101.6mm (1/4 in. x 4 in.) Insulated Screwdriver	<b>35-9150</b>
Slotted 6.3mm x 152.4mm (1/4 in. x 6 in.) Insulated Screwdriver	<b>35-9151</b>
Slotted 7.9mm x 177.8mm (5/16 in. x 7 in.) Insulated Screwdriver	<b>35-9166</b>
Slotted 9.5mm x 203.2mm (3/8 in. x 8 in.) Insulated Screwdriver	<b>35-9168</b>
Phillips #1 x 80.9mm (3-3/16 in.) Insulated Screwdriver	<b>35-9193</b>
Phillips #2 x 101.6 mm (4 in.) Insulated Screwdriver	<b>35-9194</b>
Phillips #3 x 152.4mm (6 in.) Insulated Screwdriver	<b>35-9196</b>
Square #0 x 101.6 mm (4 in.) Insulated Screwdriver	<b>35-9690</b>



## Insulated Screwdrivers

Description	Blade Length	Part No.
5.5mm (7/32 in.) Slotted Insulated Screwdriver	127mm (5 in.)	<b>35-9147</b>
2.3mm (3/32 in.) Slotted Insulated Screwdriver	76.2mm (3 in.)	<b>35-9148</b>
3.1mm (1/8 in.) Slotted Insulated Screwdriver	101.6mm (4 in.)	<b>35-9149</b>
6.3mm (1/4 in.) Slotted Insulated Screwdriver	101.6mm (4 in.)	<b>35-9150</b>
6.3mm (1/4 in.) Slotted Insulated Screwdriver	152.4mm (6 in.)	<b>35-9151</b>
7.9mm (5/16 in.) Slotted Insulated Screwdriver	177.8mm (7 in.)	<b>35-9166</b>
9.5mm (3/8 in.) Slotted Insulated Screwdriver	203.2mm (8 in.)	<b>35-9168</b>
#0 Phillips Insulated Screwdriver	60.3mm (2-3/8 in.)	<b>35-9169</b>
#1 Phillips Insulated Screwdriver	80.9mm (3-3/16 in.)	<b>35-9193</b>
#2 Phillips Insulated Screwdriver	101.6mm (4 in.)	<b>35-9194</b>
#3 Phillips Insulated Screwdriver	152.4mm (6 in.)	<b>35-9196</b>
#0 Square Insulated Screwdriver	152.4mm (6 in.)	<b>35-9690</b>
#1 Square Insulated Screwdriver	152.4mm (6 in.)	<b>35-9691</b>
#2 Square Insulated Screwdriver	152.4mm (6 in.)	<b>35-9693</b>
#3 Square Insulated Screwdriver	152.4mm (6 in.)	<b>35-9695</b>



# ELECTRICAL HAND TOOLS

IDEAL® Electrical offers a complete range of specialized hand tools to support the dynamic needs of the professional electrician. With innovative, quality tools for professional performance, backed by one superior brand, IDEAL continues to deliver premium tools in all categories. From screwdrivers, pliers, wrenches, levels to our iconic wire strippers, cutters, saws, and more you can count on IDEAL for all of your professional hand tool needs.



## Utility Knife

- Quick-change retractable blade system — no disassembly required
- Built in pull-line cutter
- Includes three blades in storage compartment



Description	Replacement Blades	Part No.
Utility Knife	<b>35-301*</b>	<b>35-300</b>

\*Five universal blades per package.

## Jab Saw

- Ergonomic, textured non-slip grip w/plunge-tip design
- Wallboard blade
- Weighted head provides superior balance



Description	Part No.
Jab Saw	<b>35-275</b>

## Ergonomic Hacksaw

- Angled handle for easier cutting
- Blade can easily be adjusted for flush cutting
- Easy tensioning wing-nut keeps blades tight for straighter cuts
- Cushioned ergonomic grip for performance and comfort



Description	Part No.
Ergonomic Hacksaw with 304.8mm (12 in.) x 24T bi-metal blade	<b>35-261</b>

## Folding Saw

- Light-weight, heavy-duty die cast construction
- Ergonomic rubber comfort grip
- Blade safely and conveniently folds down in handle
- Accepts most standard 152.4mm (6 in.) recip blades



Description	Part No.
Folding Saw	<b>35-274</b>

## Heavy-Duty Hacksaw

- Cushioned ergonomic grip for performance and comfort
- Rugged frame provides lightweight rigidity and exceptional control
- Includes 304.8mm (12 in.) x 24T bi-metal blade, stores up to nine extra blades
- Blades can be adjusted to 55° angle for flush cutting and tensioned to 30,000 psi



Description	Part No.
Heavy-Duty Hacksaw	<b>35-260</b>

## Hacksaw Blades

- Bi-metal blades provide strength, flexibility and long life



Description	Quantity	Part No.
304.8mm (12 in.) x 18T Blades	10	<b>35-271</b>
304.8mm (12 in.) x 24T Blades	10	<b>35-272</b>
304.8mm (12 in.) x 32T Blades	10	<b>35-273</b>
304.8mm (12 in.) x 18T Blades	100	<b>35-262</b>
304.8mm (12 in.) x 32T Blades	100	<b>35-264</b>



## Drop-Forged Hammer

- One-piece drop-forged, tempered-steel polished head and handle
- Long, straight claws simplify removal of electrical fixtures
- Comfortable, perforated anti-vibe grips



Description	Part No.
510g x 317.5mm (18 oz. x 12-1/2 in.) Drop-Forged Handled Hammer	<b>35-210</b>

## Torpedo Level

- 228.6mm (9 in.) aluminum frame with magnetic and V-grooved edges
- Windows provide easy reading of plumb level and 45° angle
- Three rare earth magnets for strong cling to conduit



Description	Part No.
228.6mm (9 in.) Torpedo Level	<b>35-205</b>

## Chisel

- Hardened and tempered for long life
- Use Wood Chisel by hand or mallet



Description	Part No.
Wood Chisel	<b>35-189</b>

## Aviation Tin Snips

- Labor-saving design cuts straight, left and right, with one tool
- Chrome-molybdenum steel forged blades for strength and durability
- Serrated edges provide a stable hold when cutting



Description	Part No.
Aviation Tin Snips	<b>35-001</b>

## CABLE CUTTERS

The IDEAL focus on innovation is demonstrated by the PowerBlade™ line of cable cutters. Chucked into virtually any drill these robust cutters save time and money for utilities and commercial electricians.

### Big Kahuna™ Cable Cutter



(Drill not included)

- Fits most standard power drills
- Jaw opening of 88.9mm (3-1/2 in.)
- Cuts copper cable up to 1250 MCM and aluminum cable up to 1250 MCM
- Specially hardened, rounded blades minimize cable distortion for professional quality

Description	Replacement Blade*	Part No.
Big Kahuna™ Cable Cutter	<b>KB-0276R</b>	<b>35-076</b>

\*Two blades per package, 1 upper blade and 1 lower blade.

### Merlin™ ACSR Cable Cutter



(Drill not included)

- Fits most standard power drills
- Jaw opening of 19mm (3/4 in.) for precision and accuracy
- Especially designed for reinforced aluminum cable
- Cuts up to Merlin ACSR cable size or 250 MCM Copper or Aluminum

Description	Replacement Blade*	Part No.
Merlin ACSR Cable Cutter	<b>KB-0278R</b>	<b>35-077</b>

\*Two blades per package, 1 upper blade and 1 lower blade.

## PowerBlade™ 750 Cable Cutter



- Fits most standard power drills (Drill not included)
- Jaw opening of 38mm (1-1/2 in.)
- Cuts copper cable up to 750 MCM and aluminum cable up to 1000 MCM
- Specially hardened, rounded blades minimize cable distortion for professional quality

Description	Replacement Blade*	Part No.
PowerBlade™ 750 Cable Cutter	<b>K-8906R</b>	<b>35-078</b>

\*Two blades per package, 1 upper blade and 1 lower blade.

## PowerBlade™ Cable Cutter Replacement Parts

Replacement Parts	Part No.
Gearbox Assembly	<b>H-3400</b>
PowerBlade™ Replacement Folding Assembly	<b>H-3507</b>
PowerBlade™ Replacement Torque Arm Assembly	<b>K-8909</b>

## Ratcheting Cable Cutter

- Cuts hard drawn copper up to 400 MCM and soft copper, aluminum and multiple conductor cable up to 600 MCM
- Hardened steel blades ensure consistent cuts and long-term durability
- Rounded blade design minimizes cable distortion during cutting
- Quick release mechanism simplifies blade back-out
- Locking mechanism keeps handles closed for easy storage

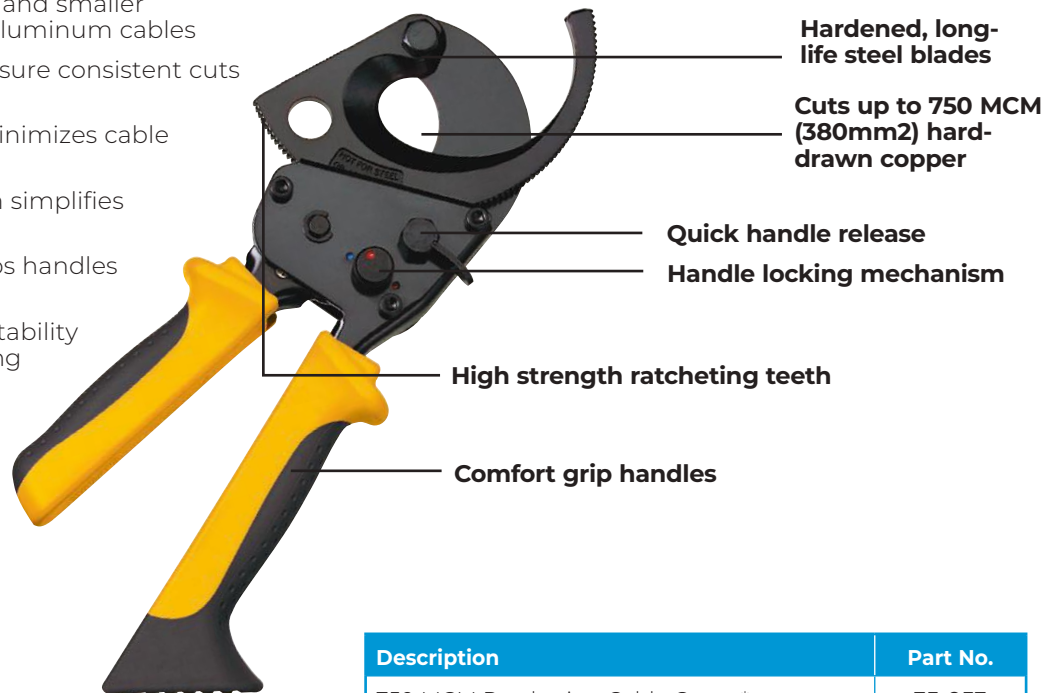


Description	Part No.
400 MCM Ratcheting Cable Cutter*	<b>35-056</b>

\*Max. Jaw Opening - 50.8mm (2 in.) Not for cutting steel or ACSR.

## BigFoot™ Ratcheting Cable Cutter

- Designed to cut 750 MCM and smaller hard-drawn copper and aluminum cables
- Hardened steel blades ensure consistent cuts and long-term durability
- Rounded blade design minimizes cable distortion during cutting
- Quick release mechanism simplifies blade back-out
- Locking mechanism keeps handles closed for easy storage
- Molded-in foot provides stability and leverage when making multiple cuts



**Molded foot for stability and leverage.**

Description	Part No.
750 MCM Ratcheting Cable Cutter*	<b>35-053</b>
Replacement blade (movable side only)	<b>35-057</b>

\*Max. Jaw Opening - 50.8mm (2 in.) Not for cutting steel or ACSR.

# CONDUIT BENDERS


## Bender Heads

- Available in ductile iron and aluminum heads
- Exceptional, durable, materials for extra strength
- Reinforced at stress points to provide longer life
- Markings are raised and cast into the bender body on both sides for easy visibility
- Deeply serrated step helps prevent slippage when applying force
- Grooved internal hook surface helps prevent conduit from slipping
- Flat hook surface provides stable starting point
- Desirable bending system

## Handles

- Rugged, steel construction for long-term durability
- Baked-on blue enamel finish resists corrosion and enhances visibility
- Convenient bending guide for offset bends

## High-strength ductile iron or light aluminum



\*According to Electrical Distribution Vista data (Q4, 2017).



## Ductile Iron Benders



- Withstands a lifetime of heavy use
- Strong iron material

Conduit Type and Size	Part No. (head only)	Part No. (handle only)	Part No. (head and handle)
12.7mm (1/2 in.) EMT	<b>74-001</b>	<b>74-019</b>	<b>74-026</b>
19mm (3/4 in.) EMT, 12.7mm (1/2 in.) Rigid & 12.7mm (1/2 in.) IMC	<b>74-002</b>	<b>74-019</b>	<b>74-027</b>
25.4mm (1 in.) EMT, 19mm (3/4 in.) Rigid & 19mm (3/4 in.) IMC	<b>74-003</b>	<b>74-020</b>	<b>74-028</b>
31.7mm (1-1/4 in.) EMT, 25.4mm (1 in.) Rigid & 25.4mm (1 in.) IMC	<b>74-006</b>	<b>74-021</b>	<b>74-034</b>

## Bender/BenderBoot™ Combos

- Grooved patented foot provides stability and leverage while bending on smooth surfaces
- Textured tread and hand grip provide support for saddle and offset bends
- Easy to push-on and remove



Description	Part No.
12.7mm (1/2 in.) EMT Ductile Iron Bender (74-026) w/BenderBoot™	<b>74-126</b>
19mm (3/4 in.) EMT, 12.7mm (1/2 in.) Rigid & 12.7mm (1/2 in.) IMC Iron Bender (74-027) w/ BenderBoot™	<b>74-127</b>

## BenderBoot™

- Grooved patented foot provides stability and leverage
- Textured tread and hand grip provides support for saddle and offset bends
- Easy push-on assembly to 12.7mm (1/2 in.) and 19mm (3/4 in.) bender handles



Description	Part No.
BenderBoot™	<b>74-037</b>

## Aluminum Benders



- Lightweight aluminum for easy handling
- Strong enough for every day use

Conduit Type and Size	Part No. (head only)	Part No. (handle only)	Part No. (head and handle)
12.7mm (1/2 in.) EMT	<b>74-031</b>	<b>74-019</b>	<b>74-046</b>
19mm (3/4 in.) EMT, 12.7mm (1/2 in.) Rigid & 12.7mm (1/2 in.) IMC	<b>74-032</b>	<b>74-019</b>	<b>74-047</b>

31.7mm EMT  
25.4mm Rigid  
25.4mm IMC

25.4mm EMT  
19mm Rigid  
19mm IMC

19mm EMT  
12.7mm Rigid  
12.7mm IMC

12.7mm EMT



# TOOL CARRIERS/POUCHES

**NEW  
RANGE**

## Dual Compartment Tool Backpack

The IDEAL® Pro Series Dual Compartment Tool Backpack provides a storage and transport solution for any tradesperson. The versatile design includes two compartments that can open to a lay-flat position for flexible use on the floor, bench or hoist. The backpack has an abundance of interior and exterior organizational pockets, an integrated drill holster as well as dedicated space for a laptop and/or tablet. The protective phone/glasses case safeguards your most vulnerable items while on the job and the removable tool pouch and bit holder allow for extra versatility and storage. Exterior pockets include a large double slotted front pocket that easily accommodates fish tapes, a water bottle carrier and a nickel-plated tape measure clip. The interior includes a wide variety of tiered pockets to hold screwdrivers, meters, bit holders, power drills, etc. The rugged molded bottom is designed to hold up in harsh environments.

### Features

- 18 total pockets
- Molded plastic bottom for durability
- Fish tape holder
- Hard protective phone/sunglasses case
- Padded straps for added comfort
- Includes tape chain and tape measure clip
- Drill holster, removable tool pouch and dedicated laptop/tablet pocket available on 37-000 model only
- Dimensions 406mm. x 482mm. x267mm.  
(16 in. x 19 in. x 10-1/2 in.)



Description	Part No.
Dual Compartment Tool Backpack	<b>37-000</b>

TOOLS & SUPPLIES



Description	Part No.
Single Compartment Tool Backpack	<b>37-001</b>

## Large Mouth Bags

The IDEAL® Pro Series Large Mouth Bags feature a sturdy design that opens completely for ease of access to tools and equipment. Multiple interior and exterior pockets including a protective phone/sunglasses case allow you to store and carry what you need for every job.

### Features

Total pockets: 37-012 26 pockets  
37-011 26 pockets  
37-010 20 pockets

- Top opens completely for easy access to large tools

- Reinforced to hold itself open

- Hard protective phone/sunglasses case

- Models 37-011 & 37-012 feature side pull straps for ease of transport

- Includes shoulder strap

- Includes tape chain and tape measure clip

- Dimensions: 37-012 457mm. x 292mm. x 292mm  
(18in. x 11-1/2in. x 11-1/2in.)  
37-011 406mm. x 279mm. x 229mm  
(16in. x 11in. x 9in.)  
37-010 330mm. x 229mm. x 241mm  
(13in. x 9in. x 9-1/2in.)

Description	Part No.
IDEAL® Pro Series Large Mouth Bag, 457mm (18 in.)	<b>37-012</b>
IDEAL® Pro Series Large Mouth Bag, 406mm (16 in.)	<b>37-011</b>
IDEAL® Pro Series Large Mouth Bag, 330mm (13 in.)	<b>37-010</b>

## Premium Tool Pouch

- Two deep pockets to hold a variety of tools

- Designed to comfortably fit on hip

- Carry as a hand pouch, shoulder pouch or tool belt

- Includes both adjustable web belt with metal buckle and removable shoulder strap

- Includes tape chain and tape measure clip

- Dimensions: 254mm. x 165mm. x 279mm  
(10 in. x 6-1/2 in. x 11 in.)

Description	Part No.
IDEAL Pro Series Premium Tool Pouch	<b>37-020</b>

## Premium Tool Carriers

The IDEAL® Pro Series Premium Tool Carriers feature a sturdy and lightweight design for organizing and transporting tools. Multiple internal and external pockets allow you flexibility in storing what you need for every job while premium features keep your space clean and visible.

### Features

- Total pockets: 37-031 34 pockets  
37-030 32 pockets

- Model 37-030 features a protective phone/sunglasses case

- Shoulder strap

- Molded carrying handle

- Removable drill bit pouch for versatility

- Includes tape chain and tape measure clip

- Easy access supply tool pocket

- Dimensions 37-031 279mm. x 305mm. x 406mm  
(11 in. x 12 in. x 16 in.)  
37-030 305mm. x 305mm. x 381mm  
(12 in. x 12 in. x 15 in.)

Description	Part No.
IDEAL® Pro Series Premium Tool Carrier	<b>37-031</b>
IDEAL® Pro Series Large Mouth Bag, 406mm (16 in.)	<b>37-030</b>

## Electrical Supply Pouch

- Hook and loop divider allows for 1 or 2 compartments

- Easy carry of essential electrical supplies

- Wide open pockets for easy access of accessories

- Dimensions: 177mm. x 241mm. x 76mm  
(7 in. x 9-1/2 in. x 3 in.)

Description	Part No.
IDEAL® Pro Series Electrical Supply Pouch	<b>37-024</b>

## Service Pouch

- Interior divider allows for 1 or 2 deep compartments
- Includes tape measure clip and tape chain
- Includes web tool belt
- Six external pockets
- Dimensions  
140mm. x 279mm. x 102mm  
(5-1/2 in. x 11 in. x 4 in)



Description	Part No.
IDEAL Pro Series Service Pouch	<b>37-022</b>

## Pro Series Compact Tool Pouch

- includes belt clip
- Compact, lightweight, low profile design
- Dimensions  
140mm. x 267mm. x 51mm  
(5-1/2 in. x 10-1/2 in. x 2 in)



Description	Part No.
IDEAL® Pro Series Compact Tool Pouch	<b>37-023</b>

## Tool Belt

- Adjustable web tool belt with metal buckle
- Compatible with all IDEAL® Pro Series Tool Pouches
- Length can be adjusted from 26 in. to 40 in. waist size



Description	Part No.
IDEAL® Pro Series Compact Tool Belt	<b>37-025</b>



## ABOUT IDEAL INDUSTRIES AUSTRALIA

IDEAL INDUSTRIES, INC., has supported the Australian market for many years servicing our key end user trade customers via a range of specialist distributors. As part of our ongoing global expansion a decision was made back in 2016, to establish our own fully serviced sales office and warehouse facility in Melbourne, VIC.

This commitment will ensure our ongoing growth in region as we further develop our partnerships with professional tradespeople across various industries that include: Electrical, Datacomm, OEM-Lighting, Aerospace, Safety, Automation and Control.

At IDEAL Industries Australia, we pride ourselves on maintaining a strong culture focused on innovation, collaboration, and integrity. Our commitment to our Australian customers is to continuously deliver quality products and services with a value far greater than the price paid.

It's easy to see why we have developed the reputation for trust, quality and value in everything we sell.

A DIVISION OF



**IDEAL INDUSTRIES, INC.**

17/35 Dunlop Road, Mulgrave VIC 3170, Australia | +61 3 9562 0175 | [infoaus@idealindustries.com](mailto:infoaus@idealindustries.com)  
International offices: Brazil | Canada | China | France | Germany | Mexico | Puerto Rico | UK | USA  
For complete sales office contact information, visit us at [idealindustries.com.au](http://idealindustries.com.au)